

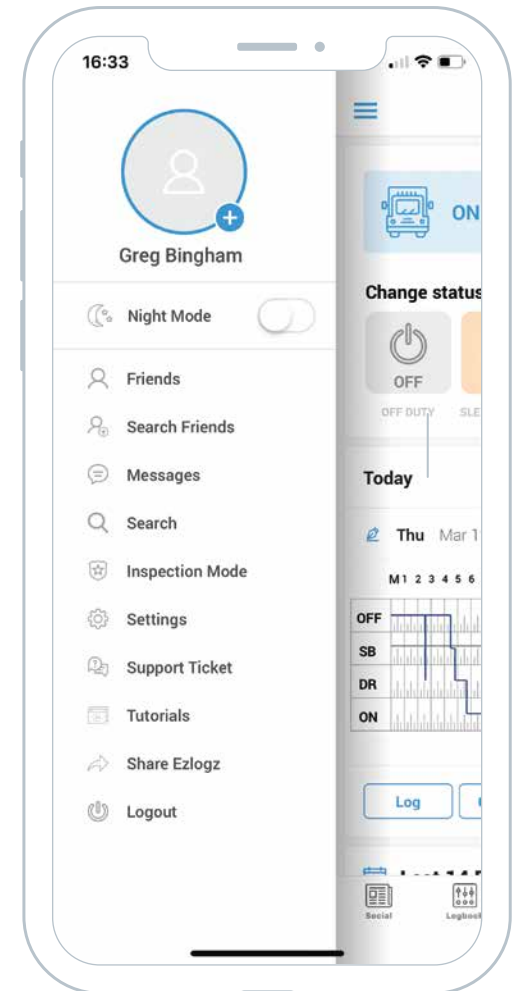
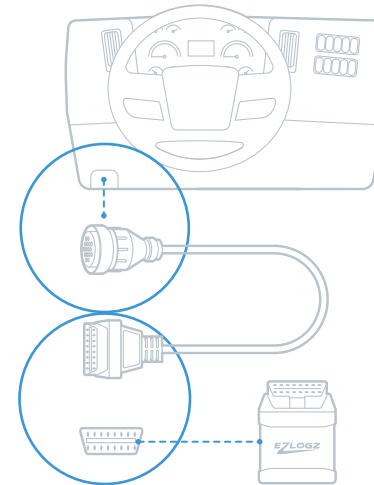
Ezlogz cab card

The Ezlogz ELD device plugs into the OBD port and is synchronized with the vehicle engine. Ezlogz application allows drivers to view and interact with their logs via Smartphone/Ipad, or Tablet. Drivers cannot edit driving time as engine Data and maneuvers are automatically recorded.

Inspection:

- ① **Officer inspection mode (Display mode)**
 - a) In the left side menu select “Inspection mode”
 - b) Enter your password to lock out your personal information

Officer can inspect the last 7 days, and the current 8th day in the inspection mode
- ② **Data transfer options**
 - a) EROD “telematics” output file
 - b) Send data logs via email in pdf format
 - c) Bluetooth local transfer



- ! This instruction sheet is required to be kept onboard and available to present during inspection per FMCSA 49 FR 395. 15(h) and 395.22(h). An electronic cab-card is available by clicking (?) in Inspection mode.

Inspection Mode

Enter your password

Forgot password?
Ok
Cancel

If a system error occurs driver is instructed to:

① Provide a written notice to the carrier within 24 hours
*Carrier must notify Ezlogz immediately

② Maintain paper rods on board in such event and utilize them until ELD is back in service.

Carrier is required to:

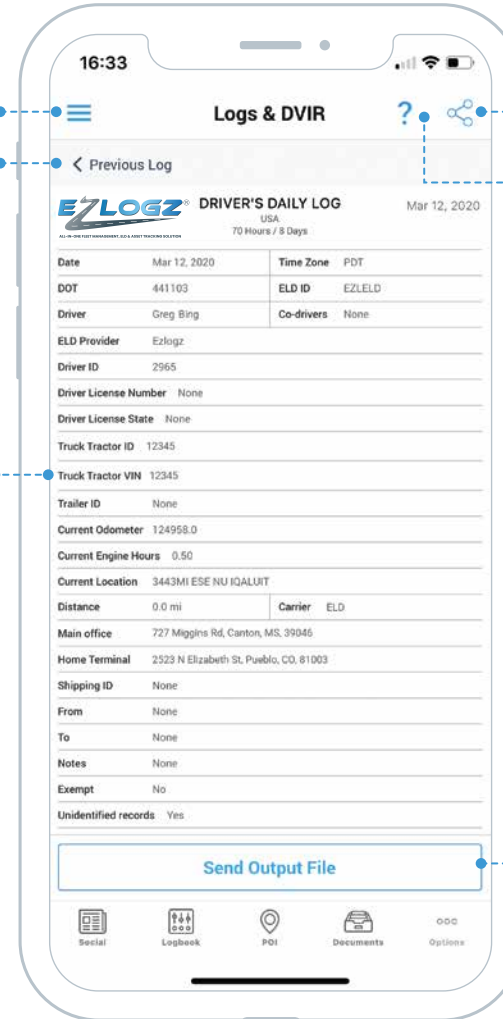
③ Repair or replace the malfunctioning ELD within 8 business days of discovering the issue.

! Please keep this AOB RD/ELD inspector cab card in your vehicle at all times

Open and exit inspection mode

View next/previous days logs

Driver, carrier, and vehicle information



Tap share button so send PDF

Manual

Cab card

Trouble shooting info

Guidance

Cancel

Tap to send output file

Web Service

Email

Cancel